



# BASIC 1.1

**LORIMER**  
**KIMGRES**  
TECHNICAL PORCELAIN  
COLLECTION






 **BASIC**  **1.1** **LORIMER**  
**KIMGRES**  
TECHNICAL PORCELAIN  
COLLECTION





# BASIC 1.1

**LORIMER**  
KIMGRES  
TECHNICAL PORCELAIN  
COLLECTION



## LORIMER

NEUTRAL COLOURS CAN PROVIDE A PERFECT BASE FOR YOUR INTERIORS AS WELL AS CREATE A WIDE VARIETY OF MOODS AND STYLES TO SUIT EVERY TYPE OF HOME. INTRODUCING LORIMER, A BEAUTIFUL TECHNICAL PORCELAIN SERIES OF PLAIN, NEUTRAL COLOURS WHICH ARE EASY ON THE EYE, CREATING A LOOK OF UNDERSTATED ELEGANCE.

INSPIRED BY INDUSTRIAL ARCHITECTURE, LORIMER IS ALL ABOUT MODERNITY MIXED WITH TRADITION. OLD AND NEW ARE COMBINED IN AN URBAN PALETTE OF MUTED TONES THAT MIMIC THE EARTHY SHADES OF NATURAL MATERIALS SUCH AS STONE, CLAY AND CHALK. THINK RURAL LUXURY MEETS CITY LIVING.



# PEARL

COMMERCIAL OUTDOOR

COMMERCIAL INDOOR

RESIDENTIAL DINING

RESIDENTIAL KITCHEN

RESIDENTIAL BATHROOM

RESIDENTIAL LIVING AREA

WALL APPLICATION

FLOOR APPLICATION

OUTDOOR APPLICATION

INDOOR APPLICATION

STRUTURED SURFACE

MATT SURFACE

ROCK LAPPATO SURFACE

60x60 9.5MM

30x60 8.5MM

30x30 7.5MM

V1 EVEN APPEARANCE

A HIGHLY VERSATILE COLOUR, PEARL EVOKES A LIGHT, SOOTHING FEEL THAT ENCOURAGES REST AND RELAXATION. THINK BARLEY FIELDS AND SANDY WHITE BEACHES WHICH MAKE FOR A GENTLE, POWDERY LOOK.





# BASIC 1.1

## LORIMER

KIMGRES  
TECHNICAL PORCELAIN  
COLLECTION



STRUCTURED



ROCK LAPPATO



MATT



60 x 60

A59TU2D STRUCTURED  
A59TU2D00L ROCK LAPPATO  
A59TK2D MATT

30 x 60

A36TU2DE STRUCTURED  
A36TU2D00L ROCK LAPPATO  
A36TK2DE MATT

30 x 30

A29TU2DV STRUCTURED  
A29TK2DV MATT



# ODYSSEY

  
COMMERCIAL  
OUTDOOR

  
COMMERCIAL  
INDOOR

  
RESIDENTIAL  
DINING

  
RESIDENTIAL  
KITCHEN

  
RESIDENTIAL  
BATHROOM

  
RESIDENTIAL  
LIVING AREA

  
WALL  
APPLICATION

  
FLOOR  
APPLICATION

  
OUTDOOR  
APPLICATION

  
INDOOR  
APPLICATION

  
STRUCTURED  
SURFACE

  
MATT  
SURFACE

  
ROCK LAPPATO  
SURFACE

  
60x60  
9.5MM  
FORMAT AND  
THICKNESS

  
30x60  
8.5MM  
FORMAT AND  
THICKNESS

  
30x30  
7.5MM  
FORMAT AND  
THICKNESS

  
V1  
EVEN  
APPEARANCE

WARM YET UTTERLY SOPHISTICATED,  
ODYSSEY IS A LIGHTER, LESS BROWN  
VERSION OF TOPAZ AND REMINISCENT  
OF AN ELEGANT COLOUR USED IN  
SWEDEN IN THE LATE 18TH CENTURY  
UNDER GUSTAV III.




# BASIC 1.1


**LORIMER**  
**KIMGRES**  
TECHNICAL PORCELAIN  
COLLECTION




STRUCTURED



ROCK LAPPATO



MATT



**60 x 60**

A59TU4L STRUCTURED  
A59TU4L00L ROCK LAPPATO  
A59TK4L MATT

**30 x 60**

A36TU4LE STRUCTURED  
A36TU4L00L ROCK LAPPATO  
A36TK4LE MATT

**30 x 30**

A29TU4LV STRUCTURED  
A29TK4LV MATT



# TOPAZ

  
COMMERCIAL  
OUTDOOR

  
COMMERCIAL  
INDOOR

  
RESIDENTIAL  
DINING

  
RESIDENTIAL  
KITCHEN

  
RESIDENTIAL  
BATHROOM

  
RESIDENTIAL  
LIVING AREA

  
WALL  
APPLICATION

  
FLOOR  
APPLICATION

  
OUTDOOR  
APPLICATION

  
INDOOR  
APPLICATION

  
STRUCTURED  
SURFACE

  
MATT  
SURFACE

  
ROCK LAPPATO  
SURFACE

  
60x60  
9.5MM  
FORMAT AND  
THICKNESS

  
30x60  
8.5MM  
FORMAT AND  
THICKNESS

  
30x30  
7.5MM  
FORMAT AND  
THICKNESS


  
V1  
EVEN  
APPEARANCE

A MUCH REQUESTED EARTHY COLOUR, TOPAZ IS WARM YET IT ALSO EXUDES AN ELEMENT OF SOPHISTICATION. IT IS DEFINITELY A COOLER BROWN WHICH SITS HAPPILY IN MOST CONTEMPORARY INTERIORS.



# BASIC 1.1


**LORIMER**  
**KIMGRES**  
TECHNICAL PORCELAIN  
COLLECTION




STRUCTURED



ROCK LAPPATO



MATT



**60 x 60**

A59TU3L STRUCTURED  
A59TU3L00L ROCK LAPPATO  
A59TK3L MATT

**30 x 60**

A36TU3LE STRUCTURED  
A36TU3L00L ROCK LAPPATO  
A36TK3LE MATT

**30 x 30**

A29TU3LV STRUCTURED  
A29TK3LV MATT



# IRON

  
COMMERCIAL  
OUTDOOR

  
COMMERCIAL  
INDOOR

  
RESIDENTIAL  
DINING

  
RESIDENTIAL  
KITCHEN

  
RESIDENTIAL  
BATHROOM

  
RESIDENTIAL  
LIVING AREA

  
WALL  
APPLICATION

  
FLOOR  
APPLICATION

  
OUTDOOR  
APPLICATION

  
INDOOR  
APPLICATION

**STR**  
STRUCTURED  
SURFACE

**MAT**  
MATT  
SURFACE

**ROCK  
LAP**  
ROCK LAPPATO  
SURFACE

**60x60**  
9.5MM  
FORMAT AND  
THICKNESS

**30x60**  
8.5MM  
FORMAT AND  
THICKNESS

**30x30**  
7.5MM  
FORMAT AND  
THICKNESS



**V1**  
EVEN  
APPEARANCE

A STRONGER NEUTRAL WHICH  
RESEMBLES THE ROCKS FOUND  
IN THE ISLE OF PURBECK, IRON  
IS AN UBER-COOL COLOUR  
WHICH GIVES A CLEAN, GRAPHIC  
LOOK – PERFECT FOR MODERN,  
MASCULINE ROOMS.



# BASIC 1.1

**LORIMER**  
**KIMGRES**  
TECHNICAL PORCELAIN  
COLLECTION




STRUCTURED



ROCK LAPPATO



MATT



**60 x 60**

A59TU4D STRUCTURED  
A59TU4D00L ROCK LAPPATO  
A59TK4D MATT

**30 x 60**

A36TU4DE STRUCTURED  
A36TU4D00L ROCK LAPPATO  
A36TK4DE MATT

**30 x 30**

A29TU4DV STRUCTURED  
A29TK4DV MATT



# LAVA

  
COMMERCIAL  
OUTDOOR

  
COMMERCIAL  
INDOOR

  
RESIDENTIAL  
DINING

  
RESIDENTIAL  
KITCHEN

  
RESIDENTIAL  
BATHROOM

  
RESIDENTIAL  
LIVING AREA

  
WALL  
APPLICATION

  
FLOOR  
APPLICATION

  
OUTDOOR  
APPLICATION

  
INDOOR  
APPLICATION

**STR**  
STRUCTURED  
SURFACE

**MAT**  
MATT  
SURFACE

**ROCK  
LAP**  
ROCK LAPPATO  
SURFACE

**60x60**  
9.5MM  
FORMAT AND  
THICKNESS

**30x60**  
8.5MM  
FORMAT AND  
THICKNESS

**30x30**  
7.5MM  
FORMAT AND  
THICKNESS



**V1**  
EVEN  
APPEARANCE

STYLISH WITH A HINT OF DRAMA,  
LAVA IS TRULY A GRAND PICK AS  
ITS COOL GREY COLOUR WILL GIVE  
YOUR ROOM A MORE HARD - EDGED  
CONTEMPORARY FEEL, BUT WITH A  
SLIGHT UNDERLYING WARMTH.



# BASIC 1.1

**LORIMER**  
**KIMGRES**  
TECHNICAL PORCELAIN  
COLLECTION



STRUCTURED



ROCK LAPPATO



MATT



**60 x 60**

A59TU1L STRUCTURED  
A59TU1L00L ROCK LAPPATO  
A59TK1L MATT

**30 x 60**

A36TU1LE STRUCTURED  
A36TU1L00L ROCK LAPPATO  
A36TK1LE MATT

**30 x 30**

A29TU1LV STRUCTURED  
A29TK1LV MATT



# ONYX

  
COMMERCIAL  
OUTDOOR

  
COMMERCIAL  
INDOOR

  
RESIDENTIAL  
DINING

  
RESIDENTIAL  
KITCHEN

  
RESIDENTIAL  
BATHROOM

  
RESIDENTIAL  
LIVING AREA

  
WALL  
APPLICATION

  
FLOOR  
APPLICATION

  
OUTDOOR  
APPLICATION

  
INDOOR  
APPLICATION

  
STRUCTURED  
SURFACE

  
MATT  
SURFACE

  
ROCK LAPPATO  
SURFACE

  
60x60  
9.5MM  
FORMAT AND  
THICKNESS

  
30x60  
8.5MM  
FORMAT AND  
THICKNESS

  
30x30  
7.5MM  
FORMAT AND  
THICKNESS

  
V1  
EVEN  
APPEARANCE

A DARKER, MORE INTENSE COLOUR  
THAN THE REST, ONYX IS A STRONG  
CHARCOAL-GREY, REMINISCENT OF  
DUTCH EXTERNAL WOODWORK.  
ALMOST BLACK, IT IS EQUALLY  
SUITED TO A LOFT APARTMENT  
OR A HISTORIC HOUSE.



# BASIC 1.1

**LORIMER**  
**KIMGRES**  
TECHNICAL PORCELAIN  
COLLECTION



STRUCTURED



ROCK LAPPATO



MATT



**60 x 60**

A59TU1D STRUCTURED  
A59TU1D00L ROCK LAPPATO  
A59TK1D MATT

**30 x 60**

A36TU1DE STRUCTURED  
A36TU1D00L ROCK LAPPATO  
A36TK1DE MATT

**30 x 30**

A29TU1DV STRUCTURED  
A29TK1DV MATT





# BASIC 1.1

**LORIMER**  
**KIMGRES**  
TECHNICAL PORCELAIN  
COLLECTION

## TECHNICAL SPECIFICATIONS

DESCRIPTION	STANDARD TEST	MEASUREMENT UNIT	ISO STANDARD REQUIREMENT	KIMGRES
Length & Width	MS ISO 10545 - 2	mm	± 0.5% Max	± 0.5% Max
Thickness	MS ISO 10545 - 2	mm	± 5.0% Max	± 5.0% Max
Sides Straightness	MS ISO 10545 - 2	mm	± 0.5% Max	± 0.5% Max
Rectangularity	MS ISO 10545 - 2	mm	± 0.6% Max	± 0.6% Max
Flatness: a) Centre Curvature b) Edge Curvature c) Warpage	MS ISO 10545 - 2 MS ISO 10545 - 2 MS ISO 10545 - 2	mm mm mm	± 0.5% Max ± 0.5% Max ± 0.5% Max	± 0.5% Max ± 0.5% Max ± 0.5% Max
Surface Quality	MS ISO 10545 - 2	One major area of tiles	≥ 95% free from visible defect	≥ 95% free from visible defect
Water Absorption	MS ISO 10545 - 3	Mass	≤ 0.5%	≤ 0.5%
Modulus of Rupture	MS ISO 10545 - 4	N/mm2	≥ 35N/mm2	≥ 35N/mm2
Deep Abrasion	MS ISO 10545 - 6	mm3	≤ 175 mm3	≤ 175 mm3
Surface Abrasion PEI ASTM C1027	MS ISO 10545 - 7	Visual Check	Manuf. to state Abrasion Class, Cycle Passed	Manuf. to state Abrasion Class, Cycle Passed
Crazing Test	MS ISO 10545 - 11	Visual Check	Not Applicable for porcelain tiles	Not Applicable for porcelain tiles
Frost Resistance	MS ISO 10545 - 12	Visual Check	Required	Required
Chemical Resistance (Low Cons.)	MS ISO 10545 - 13	Visual Check	Manuf. to state	Manuf. to state
Chemical Resistance (Household/Swimming Pool)	MS ISO 10545 - 13	Visual Check	Max Visible Change On Cut Side	Max Visible Change On Cut Side
Stain Resistance	MS ISO 10545 - 14	Visual Check	Class 3 Min	Class 3 Min
Coefficient of Friction AS/NZS 4586-1999 App.D.	MS ISO 10545 - 17	Manuf. to state	Manuf. to state	Manuf. to state

Kingres Porcelain tiles conform to MS ISO 13006:2003, Group BII, E< I=0.5%

Each different tiles series is produced to meet different performance requirements. For specific product technical performance, please request from Kingres sales team or their agent or distributor.

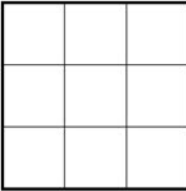
Colour Variations: Since the colour reproduction in this printed piece will vary from the actual tile colours, final selection should be made from tile samples. Colour, shade and glaze variations may exist due to the inherent characteristics of porcelain tile.

Due to the low porosity of porcelain tiles, an Improved High Performance Cementitious adhesive in accordance to BS EN 12004 & ISO 13007-1 is highly recommended for proper installation. Products that meet this standard are available amongst leading adhesive manufacturers. Please seek expert advice from adhesive manufacturers for proper selection and application.




CERTIFIED TO ISO 13006 : 2003  
CERT. NO. : PC000101


### SHADE AND TONALITIES




**V1**  
EVEN  
APPEARANCE



**V2**  
LIGHT  
VARIATION



**V3**  
MEDIUM  
VARIATION



**V4**  
STRONG  
VARIATION





#### **HEAD SALES OFFICE**

KIMGRES MARKETING SDN BHD  
LOT 5, JALAN KILANG / JALAN 217,  
46050 PETALING JAYA, SELANGOR, MALAYSIA

**T** +(60 3) 7783 9811

**F** +(60 3) 7783 9511



[WWW.KIMGRES.COM](http://WWW.KIMGRES.COM)